

No Location Events

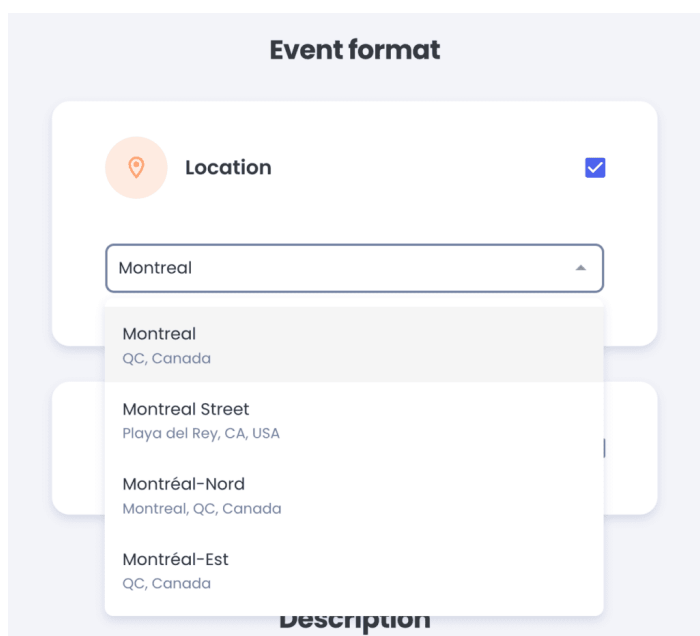
Sometimes events do not yet have a location, or will never have a location.

Currently Jlive does not allow for In-person events without a set Location. This is a Coming Soon feature.

In the meantime, you could set an arbitrary location and indicate in the description or in a follow-up message that the location is still TBD.

How to do this:



In **Create Event - Step 1**, enter a generic address such as “Montreal”



The image shows a screenshot of the 'Event format' form. The 'Location' field is highlighted with a blue checkmark, indicating it is required. The dropdown menu is open, showing several suggestions: 'Montreal' (QC, Canada), 'Montreal Street' (Playa del Rey, CA, USA), 'Montréal-Nord' (Montreal, QC, Canada), and 'Montréal-Est' (QC, Canada). The 'Description' field is visible below the location suggestions.

Set the **Venue Name** and **Address** to something vague such as “**Location TBD**”


Event format

 **Location** 

[X CLEAR](#)


Location TBD

Location TBD
Montreal, QC



Address additional info (optional)

Wheelchair accessible

EDIT LOCATION 

Venue name

Address line 1 **Address line 2**

City

Province **Postal code**

Country

If you want to disclose the Secret Location only to people who registered, you can add a **Custom Message** in the Additional Info section of Create Event - Step 1.

Then you can leave a message with the address to the “**Custom (For Registered Only)**”. This will ensure that the address appears in the Registration Email.

Additional info

This information will appear in the Registration Emails



PARKING INFO



ARRIVAL / CHECK IN



FORMS



COVID-19



GENERAL UPDATE



CUSTOM

Custom Title

Custom

Custom (For Not Yet Registered)

0 / 1000 symbols

Custom (For Registered Only)

The secret location is:

1234 Main Street
Montreal Quebec

B

I

Ⓢ

x²

U

🔗

☰

54 / 1000 symbols



Only Registrants will see this message.