


Mobile Check In

There are two ways to Check In Registrants from a Mobile Device.

1. You can scan a QR Code
2. You can Check In manually on the Manage Registrants page

User Views Ticket

- User can download the PDF which contains their Ticket QR Code
- OR User can visit their Ticket page:



My tickets

Copy calendar URL to sync your events with your personal calendar.

[COPY URL](#)

The Big Party
The Well, Federation CJA, BBYO, Frankel Jewish Academy, Hillel School

SAT, JUNE 16

2 TICKETS

[VIEW TICKETS](#)

Hebrews, Shebrews, We all brew!
BBYO

SAT, JUNE 16

1 TICKET


[VIEW TICKET](#)

Welcome to an evening meetup with Fauda TV star Lior Raz
Next Gen

SAT, JUNE 16

2 TICKETS

[VIEW TICKETS](#)



Ticket 1 of 2


The Big Party

The Well, Federation CJA, BBYO, Frankel Jewish Academy, Hillel School

SAT, JUNE 16 THE MANHATTAN CLUB
[1594 Rue Saint-Denis, Montréal](#)

8:00 — 10:00 PM

VIP
Shannon Richardson • \$100



Order #134535452543
by John Smith
at 9:30 PM
on Sat, June 24

[Download pdf](#)



Ticket 2 of 2

The Bia Party


Admin QR Scan

- Admin can launch native iOS camera on their phone to scan QR code and visit the link.

- Admin will see that the registrant has been Checked In



✕ ATTENDEE CHECKED IN



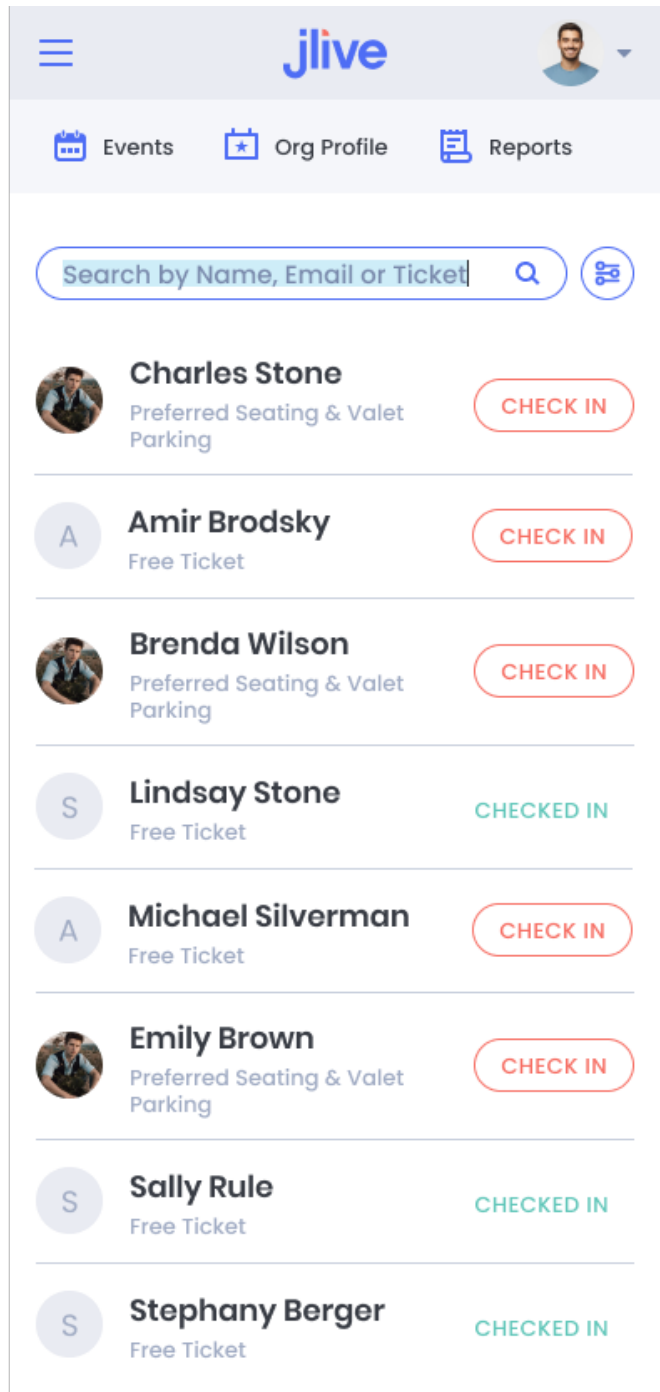
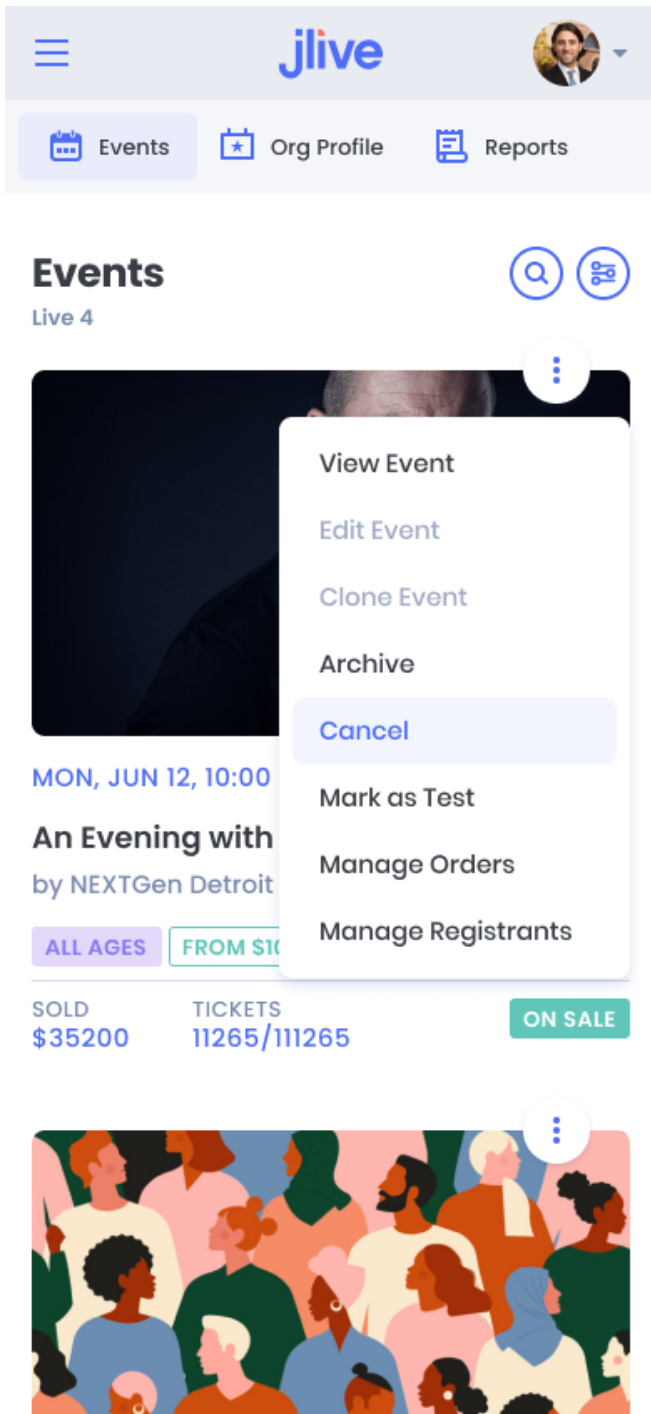
Checked in

Peter Currey
currey_pit@gmail.com

**Preferred Seating & Valet
Parking**

TICKET ID
1230213421532432

UNCHECK IN



Admin Manual Check In

- Admin can visit Manage Registrants page on desktop or mobile to Check people in
- They can scroll the list or search by name

Don't Use Private Browser Session

Make sure your mobile safari or chrome browser session is NOT Private as this

would required you to login again after each QR code scan.